





A technical drawing of a lamp component, showing a cross-section of a dome-shaped structure with various dimensions and a central opening. The drawing is rendered in a light, sketchy style.

# WHEN ENTHUSIASTS START MAKING LAMPS...

We are a group of designers, engineers, craftsmen, who are guided by one goal: creating beautiful, top quality lamps and lighting accessories. For any space. For every person.

# WE ARE INSPIRED BY THE BEST DESIGN OF THE PAST CENTURY. WE LOVE THE CARE FOR DETAILS DEDICATED IN THE PROCESS OF MANUFACTURING LIGHTING AT THAT TIME.



Our products are hand-crafted by true enthusiasts. Those are people who have been manufacturing lamps for over 40 years, using traditional and proven methods. Care for quality of every, even smallest, element always overrides speed or fabrication simplicity.





## **IN BYLIGHT EVERYTHING IS CREATED MANUALLY. WITH OUR OWN HANDS.**

Each project begins with making sketch on a piece of paper; afterwards we start working on it. We want to touch everything, check, model, press, stretch ... in order to create a work of art.

That is why over 90% of elements and details of our lamps is manufactured manually or with use of man-operated machines. There is no space for automation or robotics, neither for manufacturing thousands of the same products. We want every lamp created by us to be unique. We have an old-fashioned approach in this respect.

















# WE ARE MASTERS IN OUR PROFESSION.

We use almost forgotten method of metal spinning, which is a forming process giving the material selected shape without breaking its integrity. It enables creating fancy and unique shapes with minimum loss of material. Additionally, we apply the newest technologies giving our lamps exceptional colors and design. We also value classical metallurgy technologies.

**The whole process and each stage of production are conducted in Poland.**

The customer defines style of their lamps. Our customers have possibility to select accessories, color and finishing. That is the reason each lamp is unique and personalized.

## COLOR

Standard colors of steel lamps are black, white and grey but we often paint our lamps in various colors of the RAL palette, according to the wish of the customers.

## GALVANIZATION

Galvanic coatings may be copper-plated, brass-plated, chrome-plated, nickel-plated, or patinated, with glossy or brushed finish. We also manufacture lamps made of precious metals, like copper or brass.







# BYLIGHT LAMPS IS SOMETHING OUT OF THE ORDINARY ON THE CEILING OF THE ROOM.


## **Lamps from our offer.**

Our lamps are timeless. They are hand-crafted and unique. By ensuring personalization, we want everyone to be able to create lighting perfectly matching interiors and expressing the users' style.

## **Custom-made lamps.**

Imagination has no limits. That is why we attempt to meet expectations of people, who have a vision of their dream-lamp, which cannot be purchased in any shop. Due to our long-lasting experience and manufacturing capacities, we are able to execute even very complicated projects.

We are willing to cooperate with investors, architects, and everyone that values good design.











# OUR PROJECTS OUR PRIDE!

We have been providing lighting systems for big events, stylish restaurants, hotels, clubs, public facilities, and beautiful residential buildings. We are delighted to execute unusual ideas. We execute projects not only on a local market but also throughout Europe. Our experts, designers and craftsmen are one of the most experienced specialists on the market, for which the more difficult challenge, the bigger motivation and satisfaction.





---

## PENDANT LAMPS

---

### SOUL 02

Height: 18,5 cm  
Diameter: 42,5 cm  
Cord length: 2 m  
Thread: E27  
Power: max 60W  
Voltage: 230V



### SOUL 03

Height: 22 cm  
Diameter: 41,5 cm  
Cord length: 2 m  
Thread: E27  
Power: max 60W  
Voltage: 230V



### SOUL 04

Height: 23,5 cm  
Diameter: 34,9 cm  
Cord length: 2 m  
Thread: E27  
Power: max 60W  
Voltage: 230V



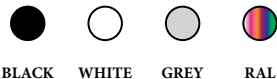
### BLUES

Height: 22,5 cm  
Diameter: 36,5 cm  
Cord length: 2 m  
Thread: E27  
Power: max 60W  
Voltage: 230V



---


#### POLISH



#### FINISH



#### GALVANIZATION



#### FINISH



---

## PENDANT LAMPS

---

### ROCK

Height: 5,6 cm  
Diameter: 27 cm  
Cord length: 2 m  
Thread: E27  
Power: max 60W  
Voltage: 230V



### JAZZ

Height: 8 cm  
Diameter: 26,5 cm  
Cord length: 2 m  
Thread: E27  
Power: max 60W  
Voltage: 230V



### PUNK

Height: 14 cm  
Diameter: 9,8 cm  
Cord length: 2 m  
Thread: E27  
Power: max 60W  
Voltage: 230V



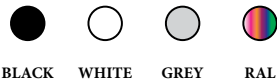
### POP

Height: 19,5 cm  
Diameter: 15,3 cm  
Cord length: 2 m  
Thread: E27  
Power: max 60W  
Voltage: 230V



---

#### POLISH



BLACK WHITE GREY RAL

#### FINISH



MATT GLOSS

#### GALVANIZATION



COPPER BRASS NICKEL CHROME STEEL

#### FINISH



BRUSHED POLISHED



---

## PENDANT LAMPS

---

### TRIO

Height: 25,5 cm  
Width: 35 cm  
Cord length: 2 m  
Thread: E27  
Power: max 60W  
Voltage: 230V



### RHYTHM

Height: 44 cm  
Width: 41 cm  
Cord length: 2 m  
Thread: E27  
Power: max 60W  
Voltage: 230V



### FUNK

Height: 23,5 cm  
Width: 19,5 cm  
Cord length: 2 m  
Thread: E27  
Power: max 60W  
Voltage: 230V



### B25

Height: 82 cm  
Diameter: 25 cm  
Thread: G9  
Power: max 60W  
Voltage: 230V



---

#### POLISH



BLACK



WHITE



GREY



RAL

#### FINISH



MATT



GLOSS

#### GALVANIZATION



COPPER



BRASS



NICKEL



CHROME



STEEL

#### FINISH



BRUSHED



POLISHED

---

## PENDANT LAMPS

### B15

Height: 71,5 cm  
Diameter: 15 cm  
Thread: G9  
Power: max 60W  
Voltage: 230V



### BALL

Diameter: 15 cm  
Cord length: 2 m  
Thread: G9  
Power: max 60W  
Voltage: 230V



---

## ARGAND LAMPS

### T14

Height: 19,5 cm  
Diameter: 15,3 cm  
Distance from a wall: 16 cm  
Thread: E27  
Power: max 60W  
Voltage: 230V



### T15

Height: 14,6 cm  
Diameter: 11,2 cm  
Distance from a wall: 13 cm  
Thread: E27  
Power: max 60W  
Voltage: 230V



---

### POLISH



BLACK



WHITE



GREY



RAL

### FINISH



MATT



GLOSS

### GALVANIZATION



COPPER



BRASS



NICKEL



CHROME



STEEL

### FINISH



BRUSHED



POLISHED

---

## ARGAND LAMPS

---

### T57

Height: 19,5 cm  
Diameter: 15,3 cm  
Distance from a wall: 36 cm  
Thread: E27  
Power: max 60W  
Voltage: 230V



### T55

Height: 16,7 cm  
Diameter: 11,5 cm  
Distance from a wall: 13 cm  
Thread: E27  
Power: max 60W  
Voltage: 230V



### T56

Height: 11,3 cm  
Distance from a wall: 11 cm  
Thread: E27  
Power: max 60W  
Voltage: 230V



### B56

Height: 20 cm  
Diameter: 15 cm  
Distance from a wall: 12,5 cm  
Thread: G9  
Power: max 60W  
Voltage: 230V



---

#### POLISH



BLACK



WHITE



GREY



RAL

#### FINISH



MATT



GLOSS

#### GALVANIZATION



COPPER



BRASS



NICKEL



CHROME



STEEL

#### FINISH



BRUSHED



POLISHED



---

## ARGAND LAMPS

---

### T30

Height: 16,5 cm  
Diameter: 16,4 cm  
Distance from a wall: 16 cm  
Thread: E27  
Power: max 60W  
Voltage: 230V



### T25

Height: 6,2 cm  
Diameter: 8,1 cm  
Thread: E27  
Power: max 60W  
Voltage: 230V



### T53

Height: 15,4 cm  
Diameter: 26,7 cm  
Distance from a wall: 20,8 cm  
Thread: E27  
Power: max 60W  
Voltage: 230V



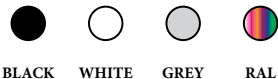
### T60

Height: 9,5 cm  
Diameter: 9,6 cm  
Distance from a wall: 22,5 cm  
Thread: E14  
Power: max 40W  
Voltage: 230V



---


#### POLISH



#### FINISH



#### GALVANIZATION



#### FINISH



## FRAMES

### B01

Height: 63 mm  
Diameter: 44 mm  
Thread: E27  
Power: max 60W



### B02

Height: 65 mm  
Diameter: 42 mm  
Thread: E27  
Power: max 60W



### B12

Height: 58 mm  
Diameter: 28 mm  
Thread: E14  
Power: max 40W



### P80

Height: 51 mm  
Diameter: 80 mm



### K80

Height: 45 mm  
Diameter: 83 mm



### S70

Height: 41 mm  
Diameter: 71 mm



### FI 75

Height: 22 mm  
Diameter: 75 mm



### FI 90

Height: 28 mm  
Diameter: 90 mm



### K120

Height: 50 mm  
Diameter: 120 mm



### 50/50

Height: 30 mm  
Width: 50 mm  
Length: 50 mm



### 140/50

Height: 30 mm  
Width: 50 mm  
Length: 140 mm



### 150/150

Height: 30 mm  
Width: 150 mm  
Length: 150 mm



## POLISH



BLACK WHITE GREY RAL

## FINISH



MATT GLOSS

## GALVANIZATION



COPPER BRASS NICKEL CHROME STEEL BLACK PATINA

## FINISH



BRUSHED POLISHED



## LUMICA

Shape designed on classic lamps from the 50s of the 20th century. Completely manual fabrication guarantees that each lamp is unique. There is a wide selection of bodies and bases. The set includes a cord, socket, and switch in a selected color included in the ByLight offer.

Length including Edison's light bulb: 21 cm  
Diameter: 10,7 cm  
Cord length: 3 m  
Thread: E27  
Power: max 60W  
Voltage: 230V

### BODY



WHITE  
CERAMIC



BLACK  
CERAMIC



DARK BLUE  
CERAMIC



ECRU  
CERAMIC



MINT  
CERAMIC



GREY  
CERAMIC



RAW  
WOOD

### BASE



BRASS



STAL



ALUMINIUM





DO YOU HAVE ANY QUESTIONS?

LET'S DISCUSS YOUR IDEAS!

**BYLIGHT**

BURAKOWSKA 15

01-066 WARSZAWA

+48 609 900 790

INFO@BYLIGHT.PL

WWW.BYLIGHT.PL

FACEBOOK: BYLIGHT.ORIGINAL.LIGHTING

INSTAGRAM: BYLIGHT.ORIGINAL.LIGHTING